

Stratford

Timeless beauty and affordability. Featuring the Safe Guard system, the Amarr Stratford collection is made with durable, low-maintenance, standard gauge steel and is available in over 150 door designs.







SAFE GUARD PINCH PROTECTION

Built with the Safe Guard System that features patented center and end hinges, exclusive safety bottom brackets and uniquely-designed pinch protection sections to enhance overall safety for homeowners. These garage doors are designed to reduce the risk of serious hand and finger injuries.



LARGE WINDOW SELECTION

Dress up your garage door to complement your home's architecture with a selection of over 35 window insert and glass designs. Designed with UV inhibitors to resist fading due to exposure to the exterior elements.



WIND LOAD DOORS

Wind load doors are built specifically to withstand specific high-wind pressures with an interior wind load reinforcement system. Wind load reinforcement can be added to practically all Amarr doors to meet local building codes. Simply choose the door style that is right for you and your local Amarr garage door dealer/installer will confirm what wind load door is required in your area. It is the homeowner's responsibility to make sure the garage door meets local building codes.



ENERGY EFFICIENCY

CFC-free insulation increases the thermal efficiency of your garage door to help maintain the temperature in your garage, increase your home's energy efficiency and reduce noise from the garage. Available in garage doors with multi-layer construction. [Learn more.](#)

STYLE GUIDE

FP - FLUSH PANEL - FLUSH PANEL



RP - RIBBED PANEL - RIBBED PANEL



SP0 - SHORT PANEL - SHORT PANEL



LP0 - LONG PANEL - LONG PANEL




Glass options

Short Panel




Short Panel DecraGlass



Long Panel



Long Panel DecraGlass



Construction Options



STRATFORD ST1000

Single-layer: Steel

Get value and durability with a Stratford ST1000 single-layer door. These heavy-duty steel doors are durable, reliable, and low maintenance.

- Heavy-Duty Exterior Steel
- Durable, Reliable, Low Maintenance




STRATFORD ST2000

Double-layer: Steel + Insulation

A Stratford ST2000 double-layer door provides durable, low maintenance features, plus a layer of vinyl-coated insulation for increased thermal properties and quieter operation.

- Heavy-Duty Exterior Steel
- Durable, Reliable, Low Maintenance
- Environmentally Safe Polystyrene Thermal Insulation with Vinyl Backing
- Energy Efficient
- Quiet Operation



STRATFORD ST3000

Triple-Layer: Steel + Insulation + Steel

For the toughest, most energy-efficient steel door, a Stratford ST3000 triple-layer door includes the ultimate in thermal properties, plus a layer of steel for a finished interior look and added durability.

- Heavy-Duty Exterior and Interior Steel
- Durable, Reliable, Low Maintenance
- Environmentally Safe Polystyrene Thermal Insulation
- Superior Energy Efficiency
- Extra Quiet Operation



MADE IN USA